



**Youth Parliament**  
MAKING OUR MARK

United Kingdom

# Make Your Mark Results 2016



**SLOUGH**  
FOR **YOUTH**

# #MakeYourMark

Written by: Jake Melvin

Youth Work Apprentice

[www.slough.gov.uk](http://www.slough.gov.uk)  
**Slough**  
Borough Council

## Introduction

Make Your Mark is the UK Youth Parliament's annual ballot of 11-18 year olds and is the largest consultation of young people in the UK. The ballot involved young people choosing from ten issues that affect their lives, including lowering the voting age to 16 and improving mental health services. You can see the Make Your Mark ballot paper in Appendix 4.

Slough's Youth Parliament (SYP) was founded in 2015 with the sole purpose of empowering and enabling Slough's Young people to have their voice heard. Throughout the month of September and October 2016, the Slough Youth Parliament were busy helping their local schools, youth groups and community provision participate in the consultation with the support of the Young Peoples Service, who also made visits to youth groups promoting the ballot. A breakdown on how Slough's schools and organizations voted can be seen in Appendix 1.

This year Slough's Make Your Mark results have been recognised as:

- *The 2<sup>nd</sup> best percentage turnout nationally*
- *The top percentage turnout for the whole of the South East region with 67%*

This is an amazing achievement, particularly when taking into account that locally Make Your Mark received just 1 vote in 2013. Furthermore, the Young People's Service started promoting ballot from 2014 with Slough Youth Parliament helping to co-ordinate it during the last 2 years.



In 2015's ballot, 6,487 young people took part in Make Your Mark and we were awarded for being "The most improved Local Authority in the country". In 2016, Slough achieved another substantial increase in participation levels which improved by just under 1,500 additional votes to total 7,883. This exemplifies the outstanding progress Slough has made, having broken records in 2 consecutive years. This huge increase demonstrates both the hard work and efficiency of the Young People's Service and Slough youth parliament in promoting the ballot across the town. More details can be found in the infographics in **Appendix 5**.

The table below shows the voting statistics for the South East of England since 2013.

Local Council	Ballots 2013	Turnout 2013	Ballots 2014	Turnout 2014	Ballots 2015	Turnout 2015	Ballots 2016	Turnout 2016
Bracknell Forest	2,799	21.39%	3,144	24.02%	3,890	29.72%	5,017	38.34%
Brighton & Hove	2,373	11.40%	4,487	21.55%	4,134	19.85%	2,093	10.05%
Buckinghamshire	2,411	4.60%	3,533	6.74%	3,056	5.83%	3,068	5.85%
East Sussex	2,432	4.81%	6,971	13.80%	7,092	14.04%	8,240	16.31%
Hampshire	4,868	3.77%	7,653	5.92%	4,886	3.78%	8,689	6.72%
Isle Of Wight	776	5.84%	957	7.20%	2,161	16.27%	1,641	12.35%
Kent	3,749	2.53%	10,584	7.15%	16,148	10.91%	15,660	10.58%
Medway	2,947	10.81%	4,227	15.50%	4,810	17.64%	4,393	16.11%
Milton Keynes	6,199	25.64%	7,106	29.39%	6,897	28.53%	6,217	25.71%
Oxfordshire	1,592	2.51%	4,022	6.34%	4,691	7.40%	6,016	9.49%
Portsmouth	1,730	10.13%	1,137	6.66%	2,031	11.89%	1,520	8.90%
Reading	1,189	9.69%	7,882	64.23%	2,515	20.49%	3,150	25.67%
Slough	1	0.01%	697	5.92%	6,487	55.13%	7,883	66.99%
Southampton	0	0.00%	3	0.02%	0	0.00%	1	0.01%
Surrey	3	0.00%	364	0.33%	2,816	2.54%	27,004	24.33%
West Berkshire	0	0.00%	0	0.00%	0	0.00%	748	4.19%
West Sussex	5,487	7.07%	7,286	9.39%	20,827	26.83%	18,302	23.58%
Windsor & Maidenhead	0	0.00%	3	0.02%	325	1.97%	2,096	12.71%
Wokingham	0	0.00%	2,368	14.33%	55	0.33%	176	1.07%

Alaa Fawaz, Slough's UK Youth Parliament rep said:

*"I am extremely proud of Slough for getting the second highest turnout in the UK and breaking records two years running. The response this year was really positive with nearly every secondary school taking part. This is a huge opportunity for young people to have their voice heard."*



## Slough's Top 5 Results 2016

1. **Tackling racism and religious discrimination, particularly against people who are Muslim or Jewish** - All young people should work together to combat racism and other forms of discrimination, and ensure we know the dangers of such hatred. (1735 Votes)
2. **A Curriculum to prepare us for life** - Schools should cover topics including finance, sex and relationships and politics in the curriculum. (1213 Votes)
3. **Transport** - Make public transport cheaper, better and accessible for all. (1060 Votes)
4. **Votes at 16** - Give 16 and 17 year olds the right to vote in all elections/referendums. (960 Votes)
5. **First Aid Education for All Young People** - All young people should learn basic First Aid, on a regular basis, including CPR, and all schools in the UK should have a defibrillator. (811 Votes).

## The Top 5 UK Wide Results 2016

1. **A Curriculum to prepare us for life** - Schools should cover topics including finance, sex and relationships and politics in the curriculum. (142,471 Votes)
2. **Tackling racism and religious discrimination, particularly against people who are Muslim or Jewish** - All young people should work together to combat racism and other forms of discrimination, and ensure we know the dangers of such hatred. (123,994 Votes)
3. **Transport** - Make public transport cheaper, better and accessible for all. (120,186 Votes)
4. **Votes at 16** - Give 16 and 17 year olds the right to vote in all elections/referendums. (112,687 Votes)
5. **Stop cuts that affect the NHS** - Funding that affects the NHS shouldn't be cut. We must keep up vital services to protect young people. (109,919 Votes)

All young people should work together to combat racism and other forms of discrimination, and ensure we know the dangers of such hatred.

**TACKLING RACISM AND RELIGIOUS DISCRIMINATION, PARTICULARLY AGAINST PEOPLE WHO ARE MUSLIM OR JEWISH.**



Vote to decide what your members of Youth Parliament debate in the House of Commons: [ukyouthparliament.org.uk](http://ukyouthparliament.org.uk)  
#MakeYourMark

Schools should cover topics like finance, sex and relationship education and politics.

**A CURRICULUM TO PREPARE US FOR LIFE**



Vote to decide what your members of Youth Parliament debate in the House of Commons: [ukyouthparliament.org.uk](http://ukyouthparliament.org.uk)

Make public transport cheaper, better and accessible for all.

**TRANSPORT**



Give 16 and 17 year olds the right to vote in all elections/referendums.



**VOTES AT 16**

Vote to decide what your members of Youth Parliament debate in the House of Commons: [ukyouthparliament.org.uk](http://ukyouthparliament.org.uk)  
#MakeYourMark

All young people should learn basic First Aid, on a regular basis, including CPR, and all schools in the UK should have a defibrillator.

**FIRST AID EDUCATION FOR ALL YOUNG PEOPLE**



Vote to decide what your members of Youth Parliament debate in the House of Commons: [ukyouthparliament.org.uk](http://ukyouthparliament.org.uk)  
#MakeYourMark

Youth services provide us with vital support, development opportunities and positive activities.



**FUND OUR YOUTH SERVICES, DON'T CUT THEM**

Vote to decide what your members of Youth Parliament debate in the House of Commons: [ukyouthparliament.org.uk](http://ukyouthparliament.org.uk)  
#MakeYourMark

Let's raise awareness of sexual harassment in schools so that young people affected don't suffer in silence and can get support from schools and teachers.

**RAISING AWARENESS OF SEXUAL HARASSMENT IN SCHOOLS**



Vote to decide what your members of Youth Parliament debate in the House of Commons: [ukyouthparliament.org.uk](http://ukyouthparliament.org.uk)  
#MakeYourMark

Services should be improved with young people's help and mental health education should be compulsory and challenge stereotypes.



**MENTAL HEALTH**

Vote to decide what your members of Youth Parliament debate in the House of Commons: [ukyouthparliament.org.uk](http://ukyouthparliament.org.uk)  
#MakeYourMark

More needs to be done to raise awareness on body image issues, particularly the effects of negative body image on mental health. Bullying connected to body image should be challenged, and reduced.

**BODY IMAGE**



Vote to decide what your members of Youth Parliament debate in the House of Commons: [ukyouthparliament.org.uk](http://ukyouthparliament.org.uk)  
#MakeYourMark

Funding that affects the NHS shouldn't be cut. We must keep up vital services to protect young people.

**STOP CUTS THAT AFFECT THE NHS**



Vote to decide what your members of Youth Parliament debate in the House of Commons: [ukyouthparliament.org.uk](http://ukyouthparliament.org.uk)  
#MakeYourMark

## Following Slough's Make Your Mark Results

Cllr Sabia Hussain, commissioner for education and children's services and deputy leader of the council met with members of Slough Youth Parliament on 9th November to discuss the results. Cllr Hussain said: *"It is great to give young people this opportunity to have their say. They are the citizens of the future and it's important to engage them with politics now."*

Furthermore, the Young People's Service and local charity Aik Saath worked alongside Slough Youth Parliament to host a young people's question time event at the Curve on 15<sup>th</sup> Nov. As Slough's top issue was 'tackling racism and religious discrimination, particularly against people who are Muslim or Jewish', the topic for this event was 'Faith and race – community relations and cohesion in a post-Brexit vote era'. The event was open to all of Slough's youth aged 11-19 and was chaired by a sixth form student. Over 100 young people attended to hear and question panellists made up of elected members from the Labour and Conservative parties, as well as representatives from Thames Valley Police and Slough Youth Parliament. They were joined by broadcaster and minister of Maidenhead Synagogue, Rabbi Dr Jonathan Romain MBE and research and policy analyst Farah Elahi from one of Britain's leading race equality think tank's, The Runnymede Trust.



On 16<sup>th</sup> November, Slough Youth reps attended the launch of the Youth Select committee report titled *Young people and the issues of racism and religious discrimination*. This report was based on this topic being the UKYP's current national campaign following their House of Commons debate in 2015. Youth reps were joined at the launch by a representative from Slough Thames Valley Police and participated in a question and answer session with the report authors. Recommendations include PSHE becoming a statutory subject in schools, improvements to teacher training as well as for local authorities to place a legal duty on schools to record and report data on incidents of discrimination, including racism and religious discrimination. To that end, the report has also been shared with the chair of Slough Association of Secondary Heads as well as the deputy leader of the council, and it is currently awaiting a parliamentary debate. A copy of the report is available at [www.byc.org.uk/uk/youth-select-committee/reports](http://www.byc.org.uk/uk/youth-select-committee/reports).

In December 2016, Youth reps also met with representatives from First Berkshire to raise concerns about child fares stopping at age 16 when more young people are staying in education or training.

## The House of Commons Debate & National Campaigns

The top five results nationwide were debated by the Members of UK Youth Parliament (UKMYPs) in the House of Commons on the 11th November, in a special session chaired by the speaker of the House of Commons, Rt. Hon. John Bercow MP and broadcast live on BBC Parliament. A total of 276 UKYP members aged 11-18 took part in the debates, the subjects for which were voted for by 978,216 young people across the UK in the annual Make Your Mark ballot.

This year was the second time Slough has been represented with Youth Parliament member, Alaa Fawaz, 15, attending the debate and speaking in favour of making public transport cheaper and accessible for all. In particular, Alaa raised the issue of adult fares for young people and called for a nationwide concession scheme comparable to what is provided by transport for London.

The session saw the UKYP vote to make lowering the voting age to 16 the UK Youth Parliament's (UKYP) next national campaign. A curriculum for life was also chosen as their priority campaign for England.



Alaa said:

*"It was an unforgettable experience. The atmosphere was amazing, with all the passionate speakers in the debates. The day truly inspired me to keep working to empower the youth."*



## Going Forward

Votes at 16 will now be subject to a youth select committee report in parliament. Alaa will be meeting local MP, The Right Honourable Fiona Mactaggart on the 20<sup>th</sup> of January which is the national day of action to launch the UKYP campaigns, at this meeting they will also be discussing the local Make Your Mark results as issues voted for by the young people of Slough. In addition to this, Alaa will be sharing the recommendations from Novembers youth select committee report about racism and religious discrimination.

Representatives from Slough Youth Parliament and the Young People's Service will also be attending a reception at the House of Commons on the 25<sup>th</sup> of January to receive an award from ministers in recognition of Slough's Make Your Mark turnout.

The Make Your Mark data from the last two years, showing which issues matter most to Slough's young people will be shared with the newly elected cohort of Slough Youth Parliament in February 2017. Youth reps will take this into account when designing their new manifesto for 2017-2019.



© UK Parliament/Roger Harris

## Appendix 1

**Acknowledgements to Schools and Youth Provisions who participated and made Make Your Mark possible:**

### Schools

		A Curriculum to	Stop cuts that	Transport	Body	Mental	Fund our Youth Services,	First aid education for	Tackling racism and	Raise awareness of sexual	Total
	Votes at 16	prepare us for life	affect the NHS		Image	Health	Don't cut them	all young people	religious discrimination	harassment in schools	
Arbour Vale	37	9	4	6	2	11	2	2	29	0	102
Baylis	93	144	70	111	31	60	11	94	222	23	859
Beechwood	49	84	40	81	15	41	9	44	118	45	526
Ditton Park	96	49	25	56	20	27	23	30	105	24	455
Eden Girls	4	27	11	21	13	9	1	19	136	27	268
Haybrook	9	10	1	4	2	7	3	4	9	4	53
Herschel Grammar	156	83	94	106	32	49	11	72	174	73	850
Langley Academy	89	172	62	142	39	74	18	71	183	59	909
Langley Grammar	123	126	83	98	24	50	19	117	86	22	748
Lynch Hill	4	38	5	21	6	11	4	33	82	28	232
Slough & Eton	30	53	47	68	2	36	5	34	167	20	462
St Bernard's	28	98	40	46	24	56	3	35	72	19	421
St Joseph's	72	153	25	117	17	40	7	77	68	24	600
Upton Court Grammer	79	64	58	100	8	53	9	105	133	29	638
Wexham School	45	29	22	32	16	27	15	29	71	18	304
TOTAL	914	1139	587	1009	251	551	140	766	1655	415	7427

### Summary

		A Curriculum to	Stop cuts that	Transport	body	Mental	Fund our Youth Services,	First aid education for	Tackling racism and	Raise awareness of sexual	
	Votes at 16	prepare us for life	affect the NHS		image	Health	Don't cut them	all young people	religious discrimination	harassment in schools	TOTAL
YES Consortium	6	9	3	3	3	15	18	7	12	5	81
YPS	38	65	7	48	19	24	30	38	67	34	370
SCHOOLS	914	1139	587	1009	251	551	140	766	1655	415	7427
Online	2	0	0	0	0	1	0	0	1	0	4
<b>TOTAL</b>	960	1213	598	1060	273	591	188	811	1735	454	<b>7883</b>



## Appendix 2

### Local results from 2015 and 2016

#### 2015

	Bracknell Forest	Brighton & Hove	Buckinghamshire	East Sussex	Hampshire	Isle of Wight	Kent	Medway	Milton Keynes	Oxfordshire	Portsmouth	Reading	Slough	Southampton	Surrey	West Berkshire	West Sussex	Windsor & Maidenhead	Wokingham	TOTAL
1. Votes at 16	293	358	191	492	341	160	1,210	350	336	277	113	187	430		141		1,188	33	5	6,105
2. A curriculum to prepare us for life	531	644	410	1,032	911	303	2,572	798	869	670	313	335	933		497		2,724	77	7	13,626
3. The end of austerity and child poverty	255	306	311	494	285	82	876	352	508	458	192	218	680		232		1,611	16	6	6,882
4. Transport	494	598	400	1,092	616	395	2,515	799	1,087	501	290	357	718		392		2,331	36	3	12,624
5. Climate change	271	324	259	593	315	185	845	248	371	507	130	166	303		184		1,411	6	4	6,122
6. Mental health	496	449	302	926	423	216	2,213	560	825	536	207	270	450		207		2,179	61	7	10,327
7. Fund our youth services	87	140	42	128	82	118	578	163	129	91	166	46	216		64		464	6	0	2,520
8. Living Wage	924	716	742	1,338	1,045	434	3,515	796	1,619	995	291	506	1,414		626		5,725	42	9	20,737
9. Tackling Racism and religious discrimination	324	374	258	683	517	154	957	400	748	406	181	263	1,032		326		1,889	34	10	8,556
10. Extended special needs support	215	225	141	314	351	114	867	344	405	250	148	167	311		147		1,305	14	4	5,322
	3,890	4,134	3,056	7,092	4,886	2,161	16,148	4,810	6,897	4,691	2,031	2,515	6,487	0	2,816	0	20,827	325	55	92,821
	TOTAL NO OF BALLOTS																			92,821

#### 2016

	Bracknell Forest	Brighton and Hove	Buckinghamshire	East Sussex	Hampshire	Isle of Wight	Kent	Medway	Milton Keynes	Oxfordshire	Portsmouth	Reading	Slough	Southampton	Surrey	West Berkshire	West Sussex	Windsor and Maidenhead	Wokingham	
Votes at 16	648	264	466	1,106	893	201	1,721	541	505	860	154	435	960	0	1,803	48	2,248	137	20	13,010
A Curriculum To Prepare Us For Life	757	286	417	1,092	1,392	254	2,376	582	785	713	273	427	1,213	0	3,153	99	2,296	114	32	16,261
First Aid Education for All Young People	458	135	337	907	942	195	1,504	590	804	315	119	341	811	0	2,666	116	1,926	59	17	12,242
Mental health	484	226	299	844	1,122	119	1,826	455	717	632	145	293	591	0	3,425	125	1,884	165	20	13,372
Transport	727	285	446	1,395	1,095	308	2,541	569	706	931	147	432	1,060	0	2,399	44	2,937	156	33	16,211
Stop cuts that affect the NHS	564	311	389	941	1,144	174	1,572	433	688	819	185	396	598	0	3,420	136	2,223	134	3	14,130
Body Image	318	159	110	406	459	106	1,002	217	230	531	122	120	273	1	3,330	26	1,019	101	8	8,538
Fund our youth services, don't cut them	137	60	49	144	209	19	481	193	91	91	89	108	188	0	1,818	5	438	1,113	5	5,238
Raising Awareness of Sexual Harassment in schools	275	180	131	507	512	101	893	300	287	397	116	174	454	0	2,800	51	843	35	10	8,066
Tackling racism and religious discrimination	649	187	424	898	921	164	1,744	513	1,404	727	170	424	1,735	0	2,190	98	2,488	82	28	14,846
Total Vote Count:	5,017	2,093	3,068	8,240	8,689	1,641	15,660	4,393	6,217	6,016	1,520	3,150	7,883	1	27,004	748	18,302	2,096	176	121,914

## Appendix 3

### National Top 5 Issues 2015 and 2016

#### 2015

##### Top Five issues

#### 1. A Living Wage

Everyone should be able to live comfortably. Everyone aged 16 or over should be paid at least the Living Wage of £7.85 per hour (£9.15 in London).

#### 2. A Curriculum to prepare us for life

Schools should cover topics including finance, sex and relationships and politics in the curriculum.

#### 3. Transport

Make public transport cheaper, better and accessible for all.

#### 4. Mental health

Services should be improved with young people's help and mental health education should be compulsory and challenge stereotypes.

#### 5. Tackling racism and religious discrimination, particularly against people who are Muslim or Jewish

All young people should work together to combat racism and other forms of discrimination, and ensure we know the dangers of such hatred.

#### 2016

##### Top Five issues

#### 1. A Curriculum to prepare us for life

Schools should cover topics including finance, sex and relationships and politics in the curriculum.

#### 2. Tackling racism and religious discrimination, particularly against people who are Muslim or Jewish

All young people should work together to combat racism and other forms of discrimination, and ensure we know the dangers of such hatred

#### 3. Transport

Make public transport cheaper, better and accessible for all.

#### 4. Votes at 16

Give 16 and 17 year olds the right to vote in all elections/referendums.

#### 5. Stop cuts that affect the NHS

Funding that affects the NHS shouldn't be cut. We must keep up vital services to protect young people.



The poster features a purple background with a large, faint white 'X' shape. At the top left is the UK Youth Parliament logo, which includes a stylized 'X' and the text 'United Kingdom'. To its right is the text 'outh Parliament' and 'MAKING OUR MARK'. Further right is the hashtag '#MakeYourMark'. The main title 'WHAT SHOULD YOUR UK YOUTH PARLIAMENT CAMPAIGN ON?' is written in large, bold, black and white letters. Below this, a paragraph explains that on 11th November, the UK Youth Parliament will debate and decide on the most important issues for the year ahead. This is followed by the text 'THEY WILL DECIDE FROM THE TOP\* ISSUES VOTED BY YOU!' in large, bold, white letters. Below this, there are links to the website and Facebook page. A paragraph describes the event as part of Parliament Week 2016. Another paragraph provides more information and a hashtag. A small footnote explains the asterisk. The bottom section has a blue background with white text, including 'SPONSORED BY', 'AN EXPERIENCE TO CHANGE YOUR LIFE', 'Aged 15-17\*?', and 'Don't miss out on a once-in-a-lifetime opportunity'. It also features the National Citizen Service logo, social media icons for Facebook and Twitter, and the website 'NCSYES.CO.UK'. A small note at the bottom left states '\*Participants must be 16 or 17 on 31/08/16'.

**United Kingdom** outh Parliament  
MAKING OUR MARK

#MakeYourMark

# WHAT SHOULD YOUR UK YOUTH PARLIAMENT CAMPAIGN ON?

On the 11th November the UK Youth Parliament will come together in the House of Commons to debate and decide the most important issues to campaign on for the year ahead.

## THEY WILL DECIDE FROM THE TOP\* ISSUES VOTED BY YOU!

Find out more about UK Youth Parliament at: [www.ukyouthparliament.org.uk](http://www.ukyouthparliament.org.uk)  
facebook: **UKYouthParliament**

The UK Youth Parliament House of Commons sitting is part of Parliament Week. It is a great opportunity to find out more about your parliamentary democracy and how you can take part. Parliament Week 2016 runs from 14-17 November 2016.

For more information go to [www.parliamentweek.org](http://www.parliamentweek.org) #parliamentweek

\*The result will prioritise the issues for the debate in the House of Commons, but the debate must include at least 2 UK wide topics (not just topics relevant to England) due to the devolved nature of UK democracy.

SPONSORED BY

**AN EXPERIENCE TO CHANGE YOUR LIFE**

Aged 15-17\*?  
Don't miss out on a once-in-a-lifetime opportunity

\*Participants must be 16 or 17 on 31/08/16

NATIONAL CITIZEN SERVICE

[f](#) [t](#) [@NCS](#)

**NCSYES.CO.UK**



# BALLOT PAPER

place a cross next to the ONE issue you wish to vote for

<input type="checkbox"/>	<b>Votes at 16.</b> Give 16 and 17 year olds the right to vote in all elections/referendums.
<input type="checkbox"/>	<b>A Curriculum to prepare us for life.</b> Schools should cover topics like finance, sex and relationship education and politics.
<input type="checkbox"/>	<b>First Aid Education for All Young People.</b> All young people should learn basic First Aid, on a regular basis, including CPR, and all schools in the UK should have a defibrillator.
<input type="checkbox"/>	<b>Mental health.</b> Services should be improved with young people's help and mental health education should be compulsory and challenge stereotypes.
<input type="checkbox"/>	<b>Transport.</b> Make public transport cheaper, better and accessible for all.
<input type="checkbox"/>	<b>Stop cuts that affect the NHS.</b> Funding that affects the NHS shouldn't be cut. We must keep up vital services to protect young people.
<input type="checkbox"/>	<b>Body Image.</b> More needs to be done to raise awareness on body image issues, particularly the effects of negative body image on mental health. Bullying connected to body image should be challenged, and reduced.
<input type="checkbox"/>	<b>Fund our youth services, don't cut them.</b> Youth services provide us with vital support, development opportunities and positive activities.
<input type="checkbox"/>	<b>Raising Awareness of Sexual Harassment in schools.</b> Let's raise awareness of sexual harassment in schools so that young people affected don't suffer in silence and can get support from schools and teachers.
<input type="checkbox"/>	<b>Tackling racism and religious discrimination, particularly against people who are Muslim or Jewish.</b> All young people should work together to combat racism and other forms of discrimination, and ensure we know the dangers of such hatred.

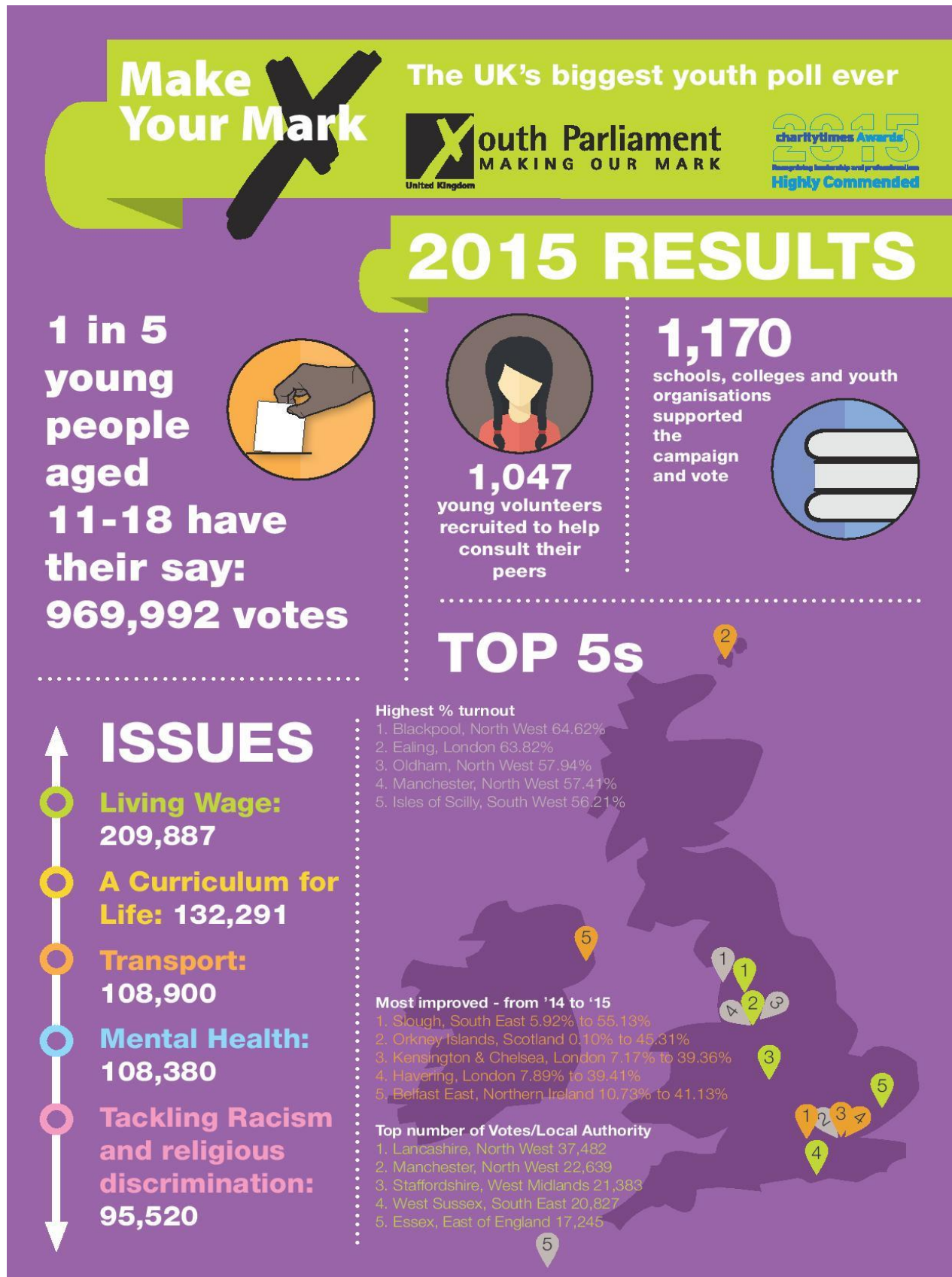
Accessible versions of this ballot inc. a BSL video and a symbol version are available: [ukyouthparliament.org.uk/makeyourmark](http://ukyouthparliament.org.uk/makeyourmark)

**CAMPAIGN GET INVOLVED BECOME AN MYP GO TO:**  
**UKYOUTHPARLIAMENT.ORG.UK**

Make Your Mark is supported by



2015





# Make Your Mark

The UK's largest youth  
consultation



**Youth Parliament**  
MAKING OUR MARK

Children & Young People Now  
Awards 2016  
**Finalist**


**2015**  
Charity Times Awards  
Recognising leadership and professionalism  
**Highly Commended**

## 2016 RESULTS

# 978,216 votes

## 1 in 6

11-18 year olds  
vote




## Over 550

young  
volunteers  
recruited to  
help consult  
their peers



## 1,204

schools,  
colleges  
and youth  
organisations  
supported the  
campaign and  
vote



## ISSUES



**A curriculum to prepare  
us for life - 142,471**



**Tackling racism and  
religious discrimination -  
123,944**



**Transport - 120,186**



**Votes at 16 - 112,687**



**Stop cuts that affect the  
NHS - 109,919**

Mental health - 105,140

First Aid Education for All  
Young People - 101,009

Raising Awareness of Sexual  
Harassment in schools -  
61,930

Body Image - 60,824

Fund our youth services,  
don't cut them - 40,106

## TOP 5s

### Highest % turnout

1. Redbridge 74.84%
2. Slough 66.99%
3. Walsall 66.34%
4. Manchester 64.43%
5. Harrow 64.38%

### Top number of Votes/Local Authority

1. Lancashire 30,310
2. Surrey 27,004
3. Manchester 25,406
4. Derbyshire 22,948
5. Redbridge 20,816

### Region/Nation Top % Turnout

- |                          |                       |        |
|--------------------------|-----------------------|--------|
| East Midlands            | Leicester City        | 42.74% |
| East of England          | Peterborough          | 48.99% |
| London                   | Redbridge             | 74.84% |
| North East               | Hartlepool            | 42.04% |
| North West               | Manchester            | 64.43% |
| Northern Ireland         | East Antrim           | 19.84% |
| Scotland                 | Shetland Islands      | 42.58% |
| South East               | Slough                | 66.99% |
| South West               | Plymouth              | 48.14% |
| Wales                    | The Vale of Glamorgan | 30.69% |
| West Midlands            | Walsall               | 66.34% |
| Yorkshire and the Humber | North Lincolnshire    | 52.31% |

